

Fence-Hugger



Key Features & Benefits

- Designed for Locations Next to a Fence
- Extra-Wide Shed Door (44 1/2 inches)
- Attractive Soffit & Fascia Roof Profile
- Radiant Roof Sheathing (30% cooler)
- 30 yr. Dimensional Shingle
- 5 Year Warranty

Pricing

4x6	\$ 3,156
4x8	3,585
4x10	3,963
4x12	4,322
4x14	4,671
4x16	5,006
4x18	5,306
4x20	5,640
6x6	3,735
6x8	4,170
6x10	4,338
6x12	4,785
6x14	5,223
6x16	5,929
6x18	6,376
6x20	6,612



Height Chart

	Building Width	Exterior Roof Peak	Exterior Low Wall	Interior Low Wall	Door Tall Wall	Door Low Wall
6' 6"	4'	6' 6"	6' 2"	5' 6"	5' 6"	N/A
FH	6'	6' 6"	6'	5' 4"	5' 6"	N/A
7'	4'	7'	6' 8"	6'	6'	5' 8"
FH	6'	7'	6' 6"	5' 10"	6'	5' 6"

Green Highlighted sizes are 2" taller

Price Notes- Effective 05/2024

- Prices include local delivery and complete set-up on site
- Prices do not include sales tax, paint, and site preparation (if required)
- Width & length are approximate; please ask about exact dimensions
- Prices subject to change without notice

Half Shed



Key Features & Benefits

- Tall Building for Maximum Space
- Built-in Elevated Floor System
- Extra-Wide Shed Door (44 1/2 inches)
- Attractive Soffit & Fascia Roof Profile
- Radiant Roof Sheathing (30% cooler)
- 30 yr. Dimensional Shingles
- 5 Year Warranty

Pricing

4x6	\$ 3,480
4x8	3,914
4x10	4,324
4x12	4,658
4x14	5,011
4x16	5,349
4x18	5,651
4x20	5,988
6x6	4,066
6x8	4,503
6x10	4,674
6x12	5,130
6x14	5,567
6x16	6,226
6x18	6,732
6x20	6,968



Height Chart

	Building Width	Exterior Roof Peak	Exterior Low Wall	Interior Low Wall	Door Opening
Half Shed	4'	8' 11"	7' 7"	6' 9"	6' 4"
	6'	8' 8"	7' 7"	6' 9"	6' 4"



the **shedshop**
Great Space for Your Place

3201 Diablo Ave. Hayward, CA
94545
(510) 791-7433
M-F 9-5 Sat 10-4
www.shedshop.com
Lic. No. 1062810

Let's
Get
Social



Options

Let's make
this shed
perfect!



Building Wrap Add 7%
Brightens interior and gives
extra moisture protection
\$125 Minimum



50 year Presidential Shingles
Add \$2/ sq. ft.

N/A on Fence Hugger Model

- Choice of colors
- Recommended for high-wind area



On-Site Shed

Consultation - \$100

Helps determine the best shed to fit your spot and meet your needs.

Fee is waived if you first visit our showroom
Available in our local service areas after your site has been pre-qualified.



Jeld-Wen Vinyl Double Pane Slider with Grids

3x2, 2x3, or 2x2	\$330
3x3	\$380
4x3	\$430
5x3	\$470



Double Door Options

44" opening	\$150
60" opening	\$200
Extra "shed" door	\$175



Aluminum Ramps (Pair)

23"W x 30"L	\$285
23"W x 42"L	\$385
23" W x 54"L	\$485




Horizontal "SmartSide"

Add 15% of base price

Traditional shiplap design.
Jungle-tested to resist fungal decay and termites.

Advanced resin adds durability and weather resistance.
Backed by SmartSide 5/50 limited warranty.



Fixed Windows

Jeld-Wen Double Pane Mounted High on Wall

3x1	\$230
4x1	\$250




Step \$90

4'x18"; cuts distance from ground to floor in half

Landing \$225

Up to 4'x3' wood landing; other sizes available.



Translucent Roof Vent \$120

N/A on Fence Hugger Model
12"x12"

A great option that vents the shed & lets in more light.



8 ft. Workbench \$175

24" deep by 8' wide; includes 18" undershelf

Exterior Paint

One-Tone Paint Add 10%
Two-Tone Paint Add 13%
(Extra costs apply to red or yellow color choices)



Dual Dome Skylight \$290

24" x 24"

N/A on Fence Hugger model



Adjustable Shelving


Maximizes your storage capacity - 300 lb. capacity brackets & standards

12" deep; 4 ft. long \$60
16" deep; 4 ft. long \$65
24" deep; 4 ft. long \$70

(2 shelf per wall minimum)

12" deep; 6-8 ft. long \$80
16" deep; 6-8 ft. long \$85
24" deep; 6-8 ft. long \$90

(2 shelf per wall minimum)



Security Hasp \$25

(Padlock not included)

Concrete Options

A concrete slab is not always required, but your new shed will look better and be more stable over its lifespan when resting on concrete. You can arrange for concrete yourself; or we can help to arrange this for you.

Service Options

Tear down & remove old shed: will quote
Travel charge to extended service areas \$125 min.
Move shed in yard; will quote.